

## SERIAL CONTROLLED ALC MODULE



### features

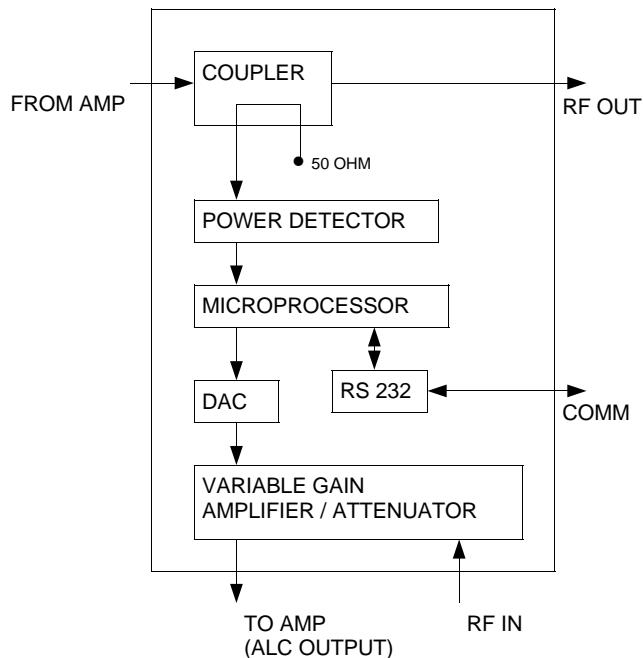
- Internal coupler
- Over 20 dB dynamic range
- Computer controlled (RS-232)
- -10° C to 60° C operating range
- Single supply voltage
- Shielded design

### description

This serial controlled ALC module is used to set and monitor the output level of your fixed gain RF amplifier.

The ALC module amplifies or attenuates the input signal to maintain a target output level stored in EEPROM memory. The target level is compared with the real-time measurement of the output level to continually adjust for any perturbations of either the RF source or the amplifier's gain. The target level can be set and output level monitored by any RS-232 terminal or using our Windows-based software.

The ALC module is available for many bands between 800 MHz and 3 GHz (Cellular, GSM 900, GSM 1800, PCS and more) and is configured and calibrated to meet your requirements.



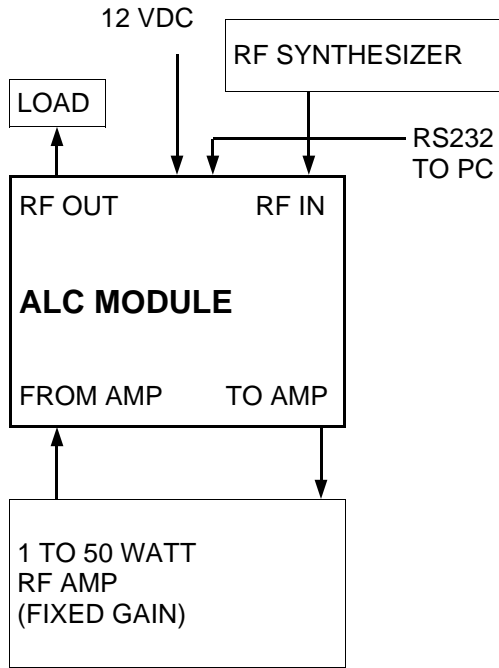
### typical specifications

Typical Frequency	1710-1850 MHz
RF Input Level	+6 dBm max
ALC Gain	-12 to +12 dB
ALC Output Level	+10 dBm max
Typical RF Output Level	+23 to +43 dBm
Flatness across band	+ / - 0.25 dB
Insertion Loss	0.6dB

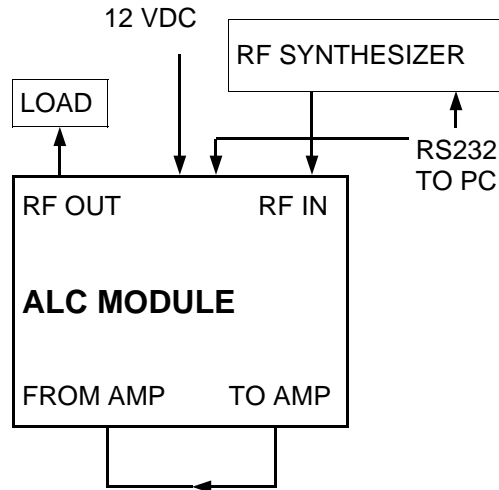
# SERIAL CONTROLLED ALC MODULE

Application #1– Leveling a fixed gain amplifier

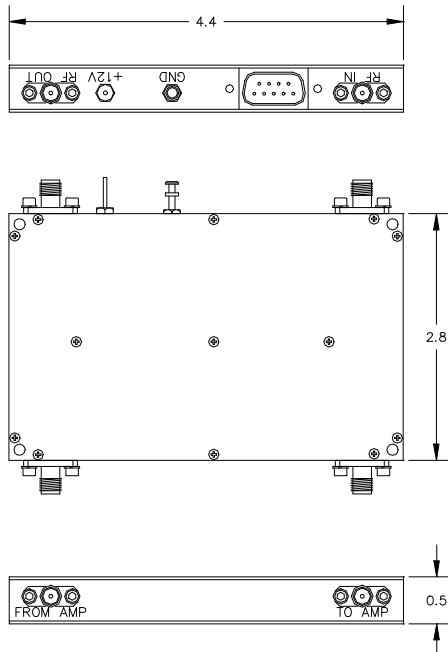
Application #2 - 100 mW adjustable output amplifier



Note: Praxsym manufactures a full line of test sources which can be used with the ALC module.



## installation information



### PIN CONNECTIONS

RF IN	SMA Jack
RF OUT	SMA Jack
TO AMP	SMA Jack
FROM AMP	SMA Jack
RS-232 Data Out	J1 (2)
RS-232 Data In	J1 (3)
RS-232 GND	J1 (5)
+12 VDC	EMI PIN
GND	LUG

### absolute maximum ratings

Temp, Case Operating:	-10 to 60°C
Temp, Storage:	-55 to 150°C
DC Volts:	+16.0V