


CELLULAR SYNTHESIZER 805-894 MHz



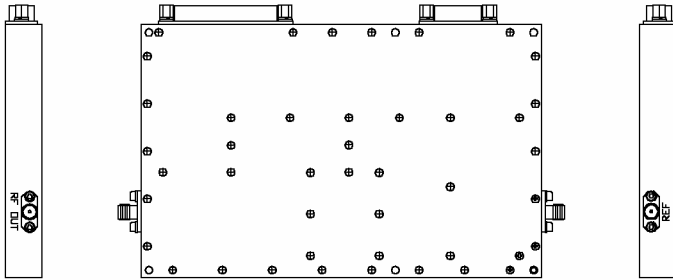
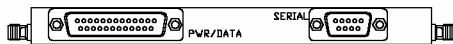
features

- Low phase noise
- Low spurious (-60 dBc max)
- Computer Controlled (RS-232C)
- -10 °C to 60°C operating range
- Shielded design
- Internal frequency reference

description

This programmable signal source is completely self-contained with an internal TCXO reference. The synthesizer frequency is serially loaded through the RS-232C control port. This source is configured with an analog lock detect output.

dimensions and connections



6.25" W x 3.94" L x 0.57" H
 J4 - 9-pin D-sub Jack
 J5-25-pin D-sub Plug

PIN CONNECTIONS

RF OUT	J2 (SMA Jack)
REF	Not Installed
RS-232 Data Out	J4(2)
RS-232 Data In	J4(3)
RS-232 GND	J4(5)
+12 VDC	J5(1)
+12 V RTN	J5(2)
- 8 V RTN	J5(3) Not Used
-8 VDC	J5(4) Not Used
LOCK DETECT	J5(5) Locked (high, TTL)
Digital GND	J5(15)

NOTE: All other pins are no connects

typical specifications

RF Out Freq (MHz)	805-894
Ref Osc (MHz)	INTERNAL 14.4 MHz
Freq Step Size (kHz)	10
Pout (dBm over freq)	5.0 +/- 1.0
Spurious (dBc)	-60
Frequency Stability (ppm)	+/- 2.5
SSB Phase Noise (dBc/Hz)	
1 kHz offset	-60
10 kHz offset	-80
100 kHz offset	-105
Harmonics (dBc)	-25

DC Power: +10.5 to +15.0V @ 150 mA maximum

absolute maximum ratings

Temp, Case Operating:	-10 to 60°C
Temp, Storage:	-35 to 120°C
DC Volts:	+15.5V

Part Number: 310-010028-004

CELLULAR SYNTHESIZER 805-894 MHz

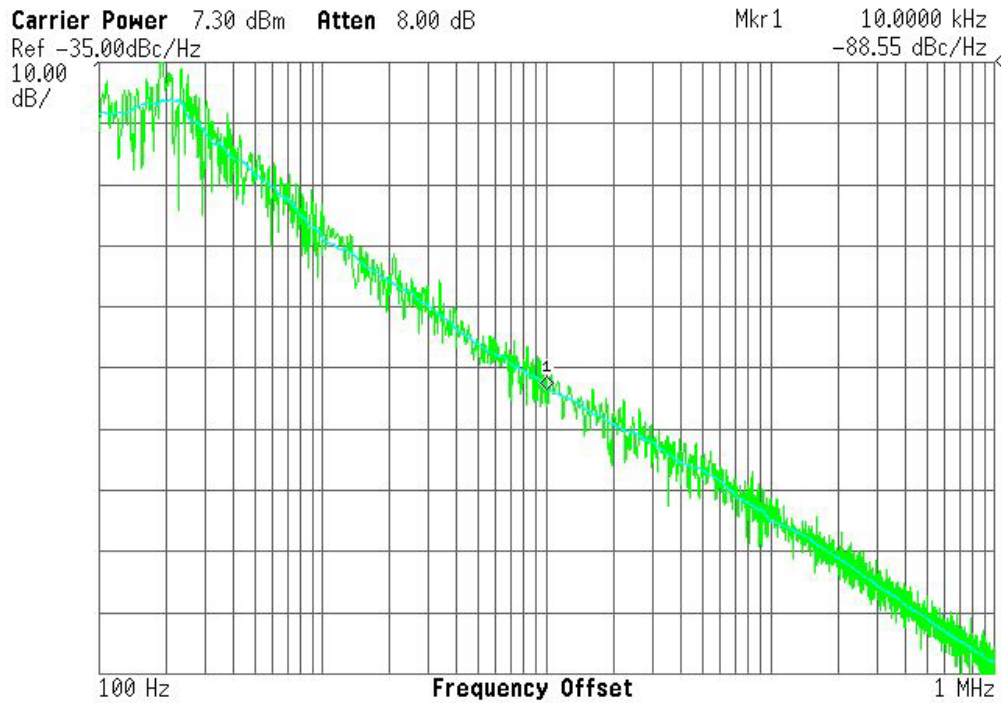


Figure 1 – Output Spectrum – Phase Noise

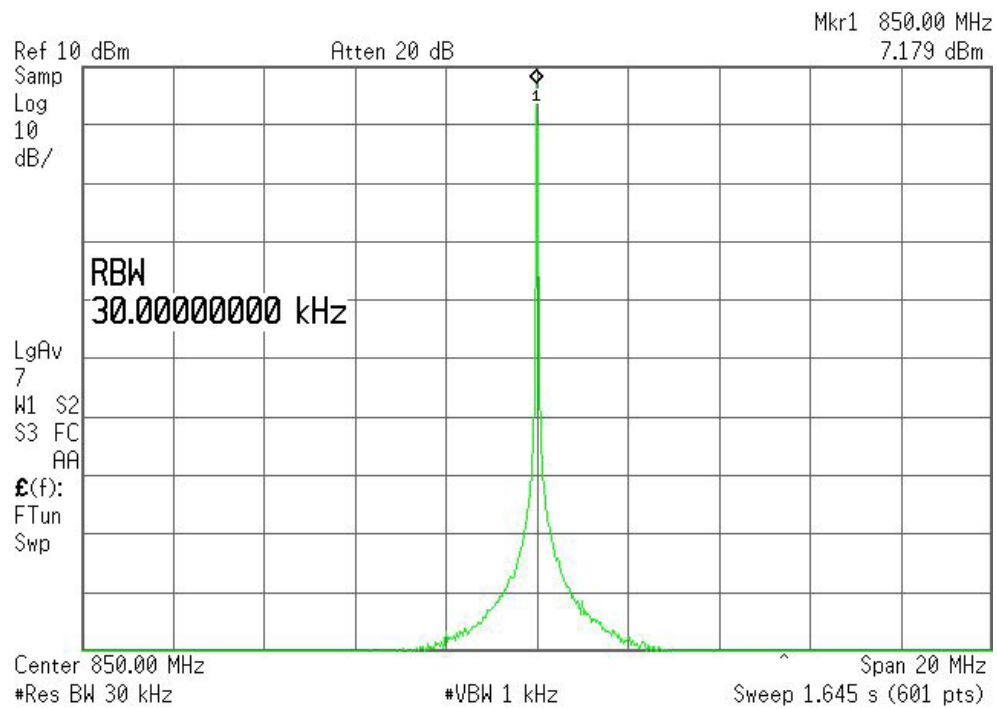


Figure 2 – Output Spectrum – Spurious