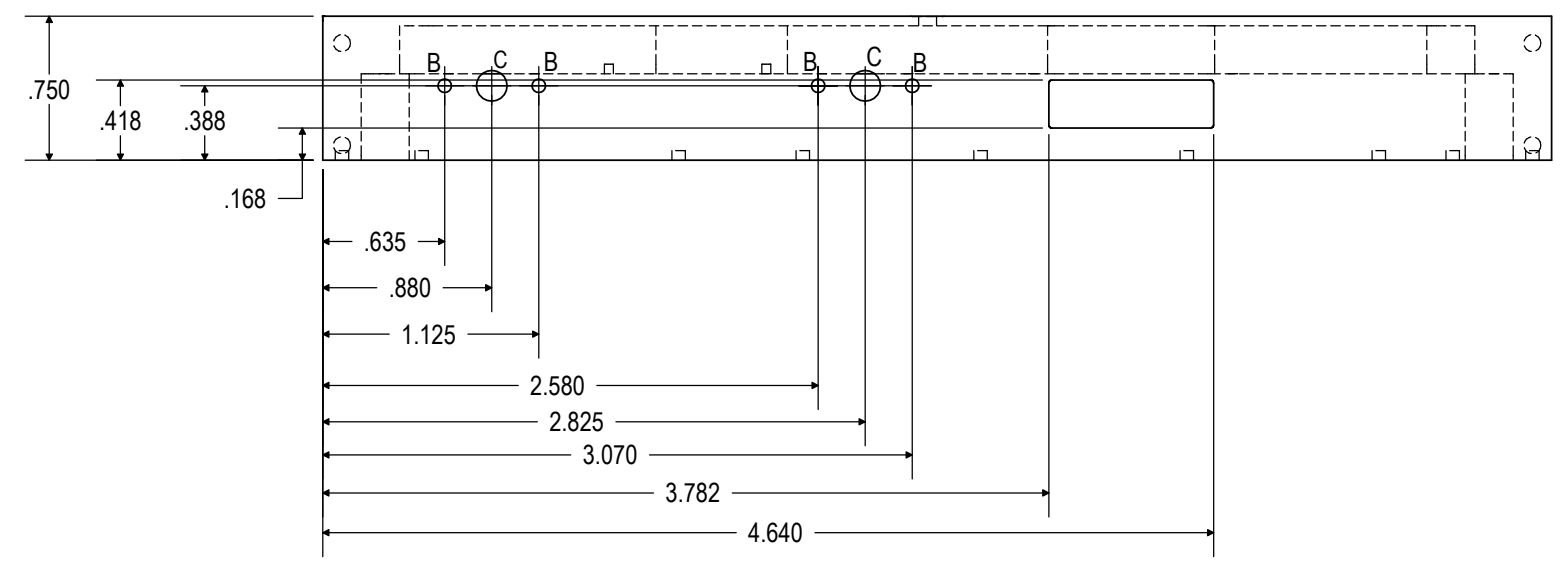
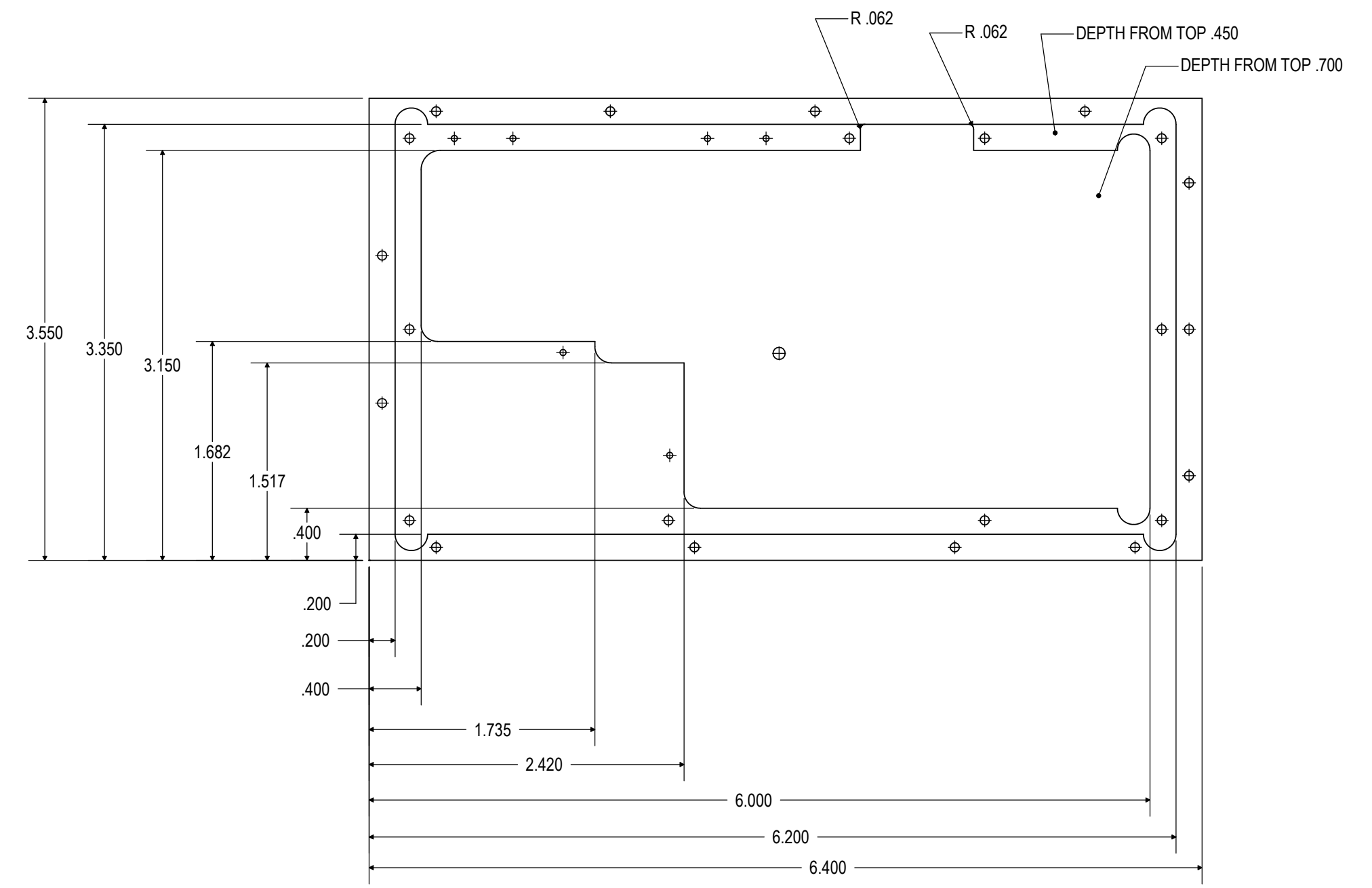


| REVISIONS | | | | |
|-----------|-----|-------------|------|----------|
| ZONE | LTR | DESCRIPTION | DATE | APPROVED |
| | | | | |
| | | | | |

DWG NO 380-010088-001



BACK VIEW

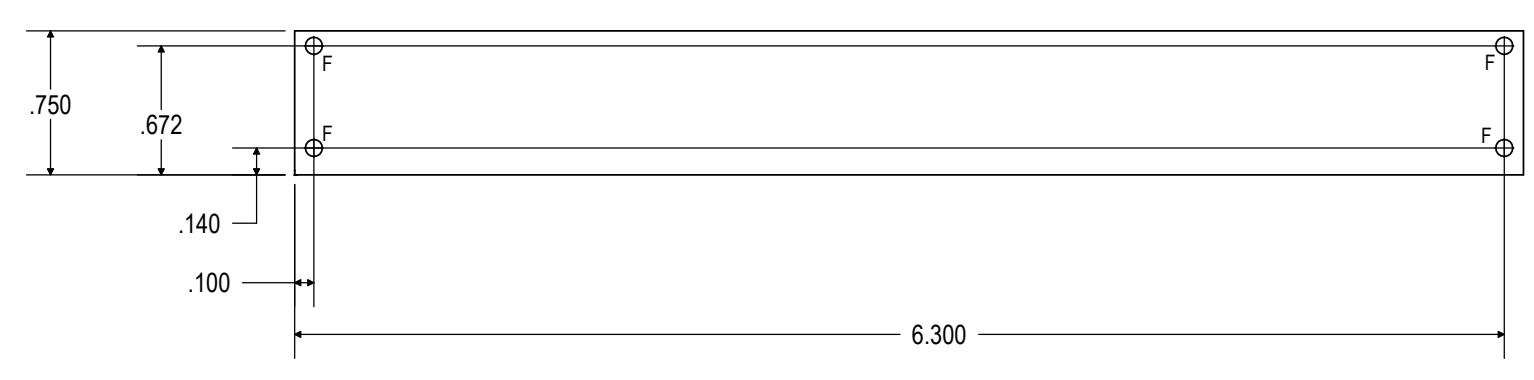


TOP VIEW

HOLE PLAN

- A - TAP 2-56 X .200 DEEP 23 PLS.
- B - TAP 2-56 THRU 4 PLS.
- C - .160 DIA. THRU 2 PLS.
- D - TAP 0-80 X .200 6 PLS.
- E - DRILL .0935 DIA. THRU, C'SINK .175 DIA. X 82 DEG FROM BOTTOM 1 PLS.
- F - TAP 4-40 X .200 DEEP 4 PLS.

NOTES:
ALL RADIUS .125



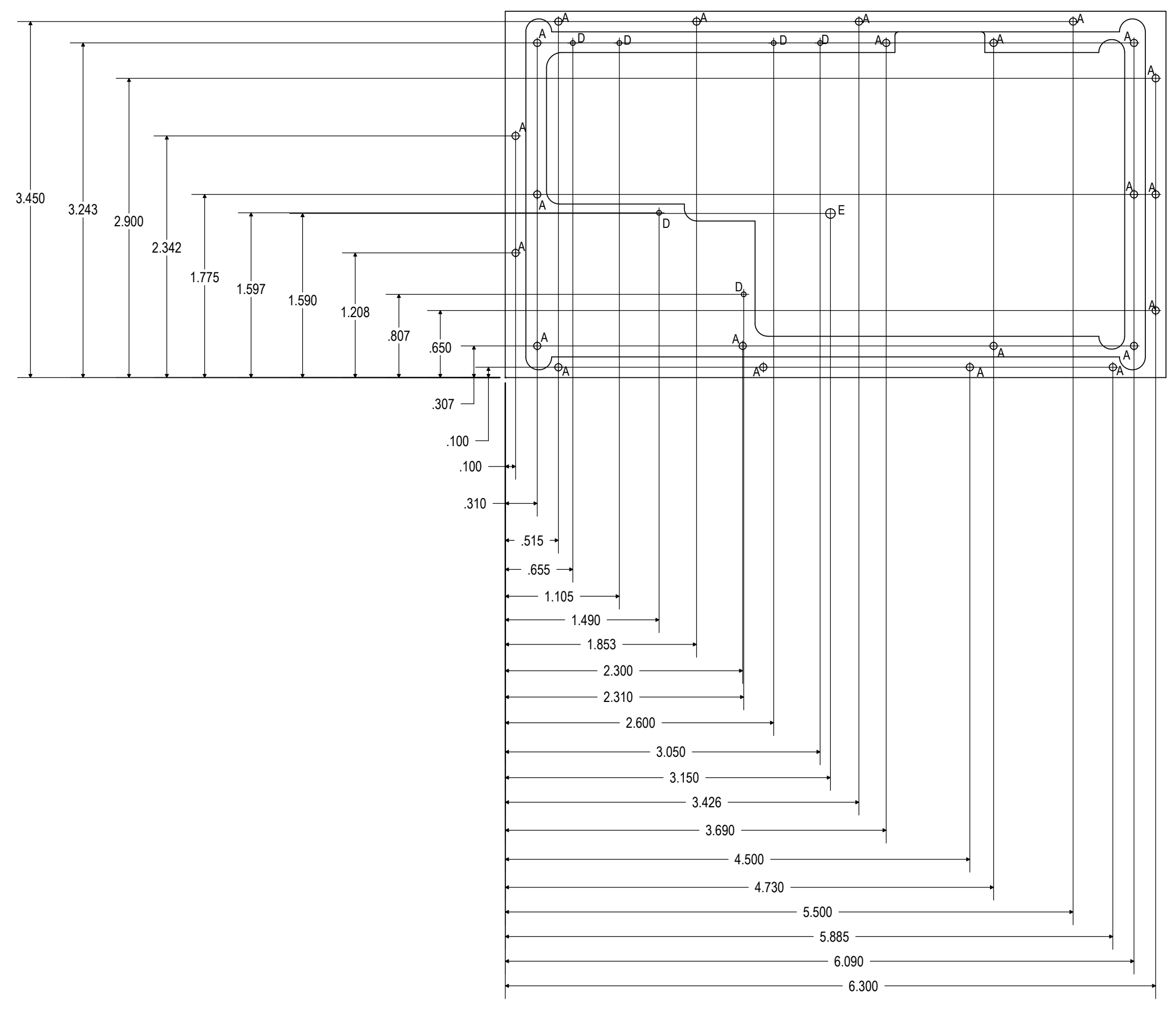
FRONT VIEW

| | | | |
|-------------------------|---------|-------------------------------|---|
| MATERIAL AL | | CONTRACT NO. CONTRACTOR | 120 South Third Street Fiber, IL 61543 (217) 897-1744 |
| FINISH CLEAR IRIDITE | | DESIGNED BY Dora Spracklen | ENGINEER |
| | | CHECKED BY | PRODUCTION |
| | | Q.C. | MECHANICAL |
| | | DESIGN ACTIVITIES APPROVAL | |
| NEXT ASSY | USED ON | SIZE D | SCALE 1:1 |
| APPLICATION | | FILENAME 010088MD.SLDRW | REVISION REV. 1 |
| | | DWG NO 380-010088-001 | SHEET 1 OF 2 |

PRAXSYM, INC.
SYNTHESIZER CHASSIS

| REVISIONS | | | | |
|-----------|-----|-------------|------|----------|
| ZONE | LTR | DESCRIPTION | DATE | APPROVED |
| | | | | |
| | | | | |

DWG NO 380-010088-001



| | | | | | | | |
|----------------------|--|--------------|--|---------------------------------|----------------------------|--|---------------|
| MATERIAL AL | | CONTRACT NO. | | PRAXSYM, INC. | | 120 South Third Street Fisher, IL 61943 (217) 897-1744 | |
| FINISH CLEAR IRIDITE | | CONTRACTOR | | DRAWN BY Dora Spracklen 9/02 | ENGINEER | | |
| | | | | CHECKED BY Q.C. | PRODUCTION MECHANICAL | | |
| | | | | | DESIGN ACTIVITIES APPROVAL | SIZE D | PCOM 1FYT4 |
| | | | | | | DWG NO 380-010088-001 | REV - |
| | | | | | | SCALE 010088MD.SLDRW | SHEET 2 OF 2 |
| | | | | | | | |